

# FUND FACTSHEET Q3 2025

## The Oracle UK Pension Plan

### Oracle Islamic Equity Fund

This factsheet has been produced by Phoenix Corporate Investment Services (CIS) and should be read with your pension scheme booklet and the 'Guide to your scheme fund factsheet'.

The factsheet is updated quarterly and the most up-to-date version is available via <https://myoraclepension.com/investments-factsheets.html>. It provides you with fund information only and is not an invitation to invest or advice about the suitability of an investment for your personal financial situation. If you have any questions or wish to discuss your investment options, you should speak to the Scheme Administrator or Trustees of your pension scheme or seek financial advice.

This Fund is made available by Phoenix CIS. The Trustees of the Oracle UK Pension Plan are responsible for selecting the underlying fund(s), the investment objective and benchmark, all of which may change from time to time.

#### Fund Information as at 30/09/2025

##### Investment Objective

The Fund invests in shares of companies which meet Islamic investment principles. The Fund employs an index tracking strategy and aims to track the performance of its benchmark within a reasonable tolerance.

<b>Launch Date</b>	23/09/2022	<b>Total Expense Ratio (TER)*</b> consisting of:	<b>0.32%</b>
<b>Currency</b>	GBP	- Annual Management Charge (AMC)*	0.23%
<b>Fund Size</b>	£0.29m	- Fund Expenses*	0.09%
<b>Benchmark</b>	Dow Jones Islamic Market Titans 100		

\* Please see the descriptions in the 'Guide to your scheme fund factsheet'. The TER represents the cost for running the Fund, reflected daily in the unit price.

The Fund is distinct from the underlying fund(s), with its own unit price and other fund specific details. However the Fund is fully invested in the underlying fund(s). The unit price and performance of the Fund will not exactly match those of the underlying fund(s).

#### Underlying Fund Information

**Underlying Fund Name:** HSBC Islamic Global Equity Index

<b>Launch Date:</b>	06/10/2022	<b>Fund Size</b> 30/09/2025	£5,169.54m
---------------------	------------	-----------------------------	------------

# FUND FACTSHEET Q3 2025

## The Oracle UK Pension Plan

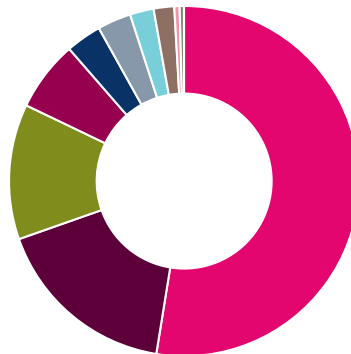
### Oracle Islamic Equity Fund

#### Underlying Fund Information (continued)

##### Sector Allocation as at 30/09/2025

Figures may not total to 100% due to rounding.

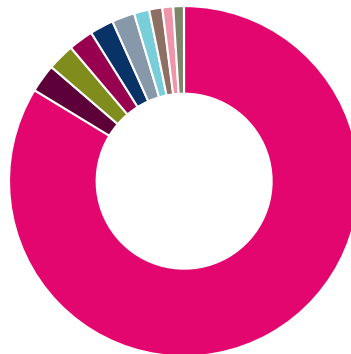
Technology	52.6%
Consumer Discretionary	17.1%
Health Care	12.5%
Industrials	6.5%
Consumer Staples	3.3%
Energy	3.1%
Telecommunications	2.2%
Basic Materials	1.9%
Other	0.5%
Financials	0.4%



##### Geographical Allocation as at 30/09/2025

Figures may not total to 100% due to rounding.

United States	83.7%
Other Locations	2.6%
Mainland China	2.5%
Japan	2.3%
United Kingdom	2.2%
Other	2.1%
South Korea	1.4%
Taiwan	1.2%
France	1.0%
Netherlands	1.0%



##### Principal Holdings as at 30/09/2025

1 Apple Inc	9.0%	6 Meta Platforms Inc	4.5%
2 NVIDIA Corp	8.4%	7 Broadcom Inc	4.4%
3 Microsoft Corp	8.3%	8 Tesla Inc	3.6%
4 Alphabet Inc	7.3%	9 Eli Lilly & Co	1.7%
5 Amazon.com Inc	6.1%	10 Visa Inc	1.7%

## FUND FACTSHEET Q3 2025

### The Oracle UK Pension Plan

### Oracle Islamic Equity Fund

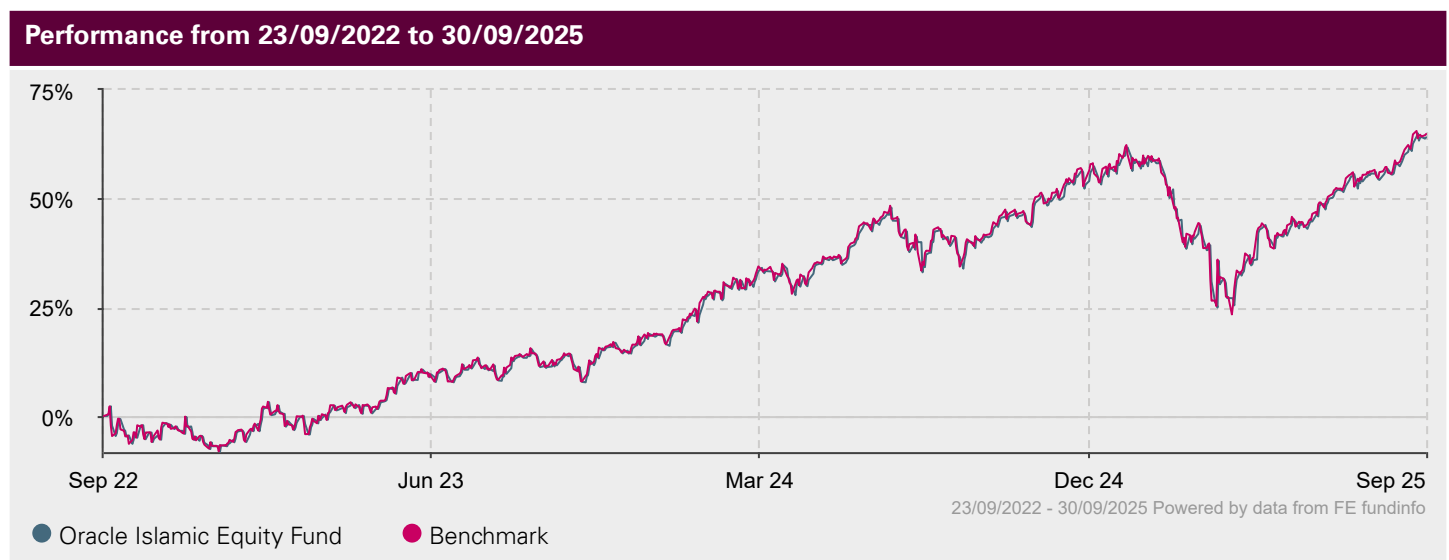
Year on Year Performance					
	30/09/2024 to 30/09/2025	30/09/2023 to 30/09/2024	30/09/2022 to 30/09/2023	30/09/2021 to 30/09/2022	30/09/2020 to 30/09/2021
Fund growth	16.3%	26.8%	13.8%	-	-
Benchmark	16.3%	27.0%	17.0%	-	-

Cumulative Performance to 30/09/2025					
	3 months	1 Year	3 Years	5 Years	10 Years
Fund growth	12.3%	16.3%	67.8%	-	-
Benchmark	12.2%	16.3%	72.8%	-	-

Annualised Performance to 30/09/2025			
	3 Years	5 Years	10 Years
Fund growth	18.8%	-	-
Benchmark	20.0%	-	-



Fund performance figures shown include reinvestment of any income the Fund receives and deduction of the Annual Management Charge, Fund Expenses and where applicable, Property Expense Ratio. Charges and expenses may have changed over time, which is reflected in the performance figures. The Fund performance shown does not take into consideration any additional charges that may apply to your scheme.

Benchmark performance shown in our tables and charts is for comparison purposes only and is based on Total Returns, which assumes the reinvestment of any income. The benchmark will not include any costs and charges that apply to the Fund, which could be a reason why the performance of the Fund may not exactly match the performance of the benchmark.

**The fund performance figures refer to the past and past performance is not a reliable indicator of future performance. You should be aware that the value of investments may fall as well as rise and is not guaranteed. You may get back less than you invest.**

## FUND FACTSHEET Q3 2025

### The Oracle UK Pension Plan

### Oracle Islamic Equity Fund

#### Important Information

This Fund has a single unit price, which means that on any given date, an investor will purchase units at the same price as an investor selling units. The Fund's unit price is determined by the unit price of the underlying fund(s) in which it invests. Our Fund or the underlying fund's unit price can be impacted by whether money is going in or out of the fund and also the trend of flows in or out. Full details on how our unit linked Funds are valued and priced can be found in the document titled 'Unit Linked Principles & Practices' which is available on <https://www.phoenixwealth.co.uk/Literature/Funds/>

#### Risk of Investment

- Exchange Rates: Many underlying funds invest in shares or other assets which are in a different currency from this Fund. Where there are currency differences, prices may rise and fall purely as a result of changes in exchange rates.
- Counterparty: In the event of the failure by a counterparty of the underlying fund (i.e. other firms that the underlying fund manager is contracted with), the impact of this failure will be reflected in the value of the assets and also within our Fund.

#### Third parties' disclaimers

#### Data Source

The source of data in our factsheets is FE fundinfo, a specialist investment data provider.

Although Phoenix CIS takes every care to ensure that the data provided by or to external sources about their own funds is accurate, occasionally discrepancies may occur, for example, due to pricing delays. In all cases Phoenix CIS will endeavour to ensure that these discrepancies are corrected. Phoenix CIS accepts no liability for loss due to such discrepancies, for example where the investor has relied on the information contained in the factsheet to help them make investment decisions.

The Dow Jones Islamic Market Titans 100 Index and the S&P500 Index ("Index") is a product of S&P Dow Jones Indices LLC, its affiliates and/or their licensors and has been licensed for use by Pearl Group/Phoenix Life Limited. Copyright © 2025 S&P Dow Jones Indices LLC, its affiliates and/or their licensors. All rights reserved. Redistribution or reproduction in whole or in part are prohibited without written permission of S&P Dow Jones Indices LLC. For more information on any of S&P Dow Jones Indices LLC's indices please visit [www.spdji.com](http://www.spdji.com). S&P® is a registered trademark of Standard & Poor's Financial Services LLC and Dow Jones® is a registered trademark of Dow Jones Trademark Holdings LLC. Neither S&P Dow Jones Indices LLC, Dow Jones Trademark Holdings LLC, their affiliates nor their third party licensors make any representation or warranty, express or implied, as to the ability of any index to accurately represent the asset class or market sector that it purports to represent and neither S&P Dow Jones Indices LLC, Dow Jones Trademark Holdings LLC, their affiliates nor their third party licensors shall have any liability for any errors, omissions, or interruptions of any index or the data included therein.