

FUND FACTSHEET Q3 2025

The Oracle UK Pension Plan

Oracle Sustainable Growth Fund

This factsheet has been produced by Phoenix Corporate Investment Services (CIS) and should be read with your pension scheme booklet and the 'Guide to your scheme fund factsheet'.

The factsheet is updated quarterly and the most up-to-date version is available via <https://myoraclepension.com/investments-factsheets.html>. It provides you with fund information only and is not an invitation to invest or advice about the suitability of an investment for your personal financial situation. If you have any questions or wish to discuss your investment options, you should speak to the Scheme Administrator or Trustees of your pension scheme or seek financial advice.

This Fund is made available by Phoenix CIS. The Trustees of the Oracle UK Pension Plan are responsible for selecting the underlying fund(s), the investment objective and benchmark, all of which may change from time to time.

Fund Information as at 30/09/2025

Investment Objective

The Fund aims to generate total returns by investing in a range of asset classes, taking into account sustainable Environmental, Social and Governance investment factors. The Fund is actively managed and aims to perform in line or above the performance of its peer group benchmark.

Launch Date	30/09/2022	Total Expense Ratio (TER)* consisting of:	0.32%
Currency	GBP	- Annual Management Charge (AMC)*	0.32%
Fund Size	£19.61m	- Fund Expenses*	0.00%
Benchmark	Oracle Sustainable Growth Benchmark		

* Please see the descriptions in the 'Guide to your scheme fund factsheet'. The TER represents the cost for running the Fund, reflected daily in the unit price.

The Fund is distinct from the underlying fund(s), with its own unit price and other fund specific details. However the Fund is fully invested in the underlying fund(s). The unit price and performance of the Fund will not exactly match those of the underlying fund(s).

Underlying Fund Information

Underlying Fund Name: LGIM Future World Multi-Asset

Launch Date:	18/06/2018	Fund Size 30/09/2025	£12,300.88m
---------------------	------------	-----------------------------	-------------

FUND FACTSHEET Q3 2025

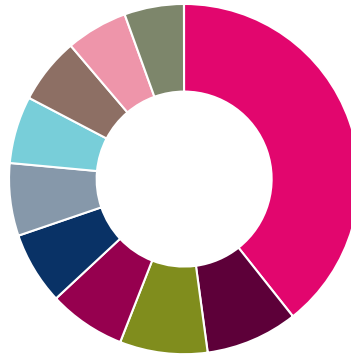
The Oracle UK Pension Plan Oracle Sustainable Growth Fund

Underlying Fund Information (continued)

Asset Allocation as at 30/09/2025

Figures may not total to 100% due to rounding.

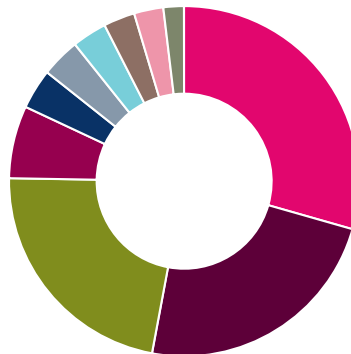
Other	39.3%
North America Equity	8.5%
UK IG Corporate Bonds	8.1%
UK Equity	7.1%
Emerging Market Equity	6.7%
Europe ex UK Equity	6.7%
Sustainable Government Bonds (SSA)	6.2%
USD IG Corporate Bonds	6.1%
Global Real Estate	5.7%
Global High Yield	5.5%



Geographical Allocation as at 30/09/2025

Figures may not total to 100% due to rounding.

USA	29.4%
Other	23.5%
UK	22.3%
Japan	6.7%
International	3.7%
France	3.6%
Australia	3.2%
China	2.9%
Germany	2.7%
Spain	1.9%



Principal Holdings as at 30/09/2025

1 UK Treas 0.875 31/07/33	1.3%	6 HSBC Holdings PLC USD0.5 (LN)	0.6%
2 Treas 1.5 31/07/2053	1.0%	7 Apple Inc Com NPV	0.6%
3 Nvidia Corp USD0.001	0.9%	8 AstraZeneca PLC USD0.25 (LN)	0.6%
4 Taiwan Semiconductor TWD10	0.7%	9 Prologis Inc USD0.01	0.5%
5 Microsoft Corp Com USD0.00001	0.6%	10 Unilever PLC ORD GBP0.03111 (LN)	0.4%

FUND FACTSHEET Q3 2025

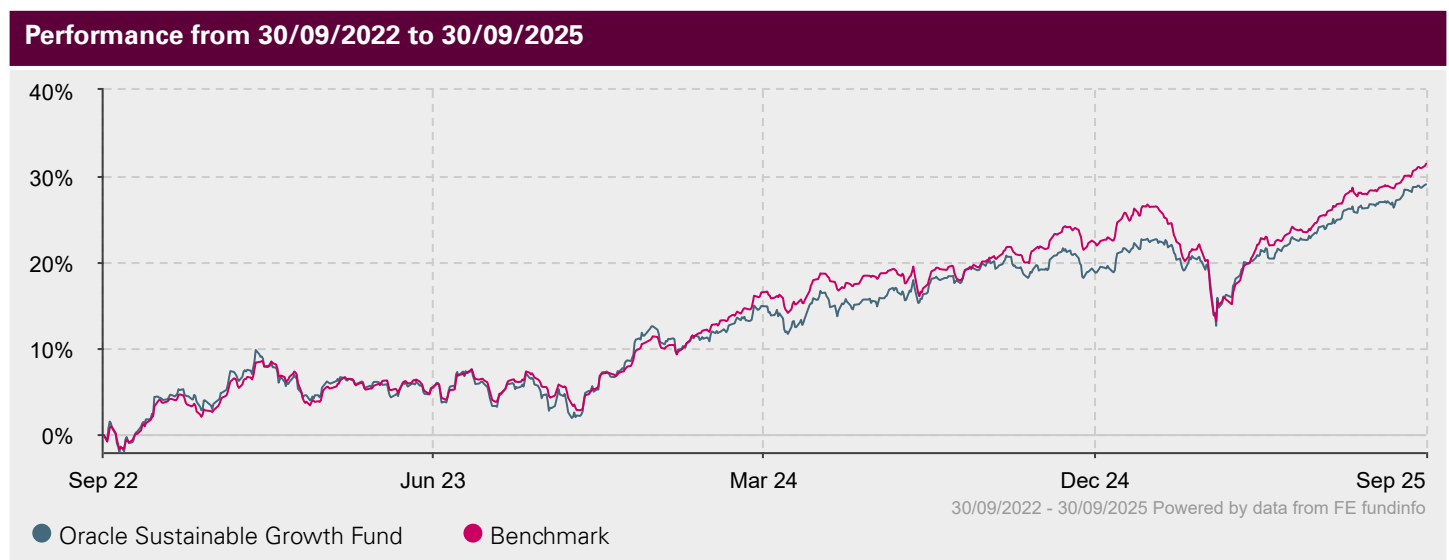
The Oracle UK Pension Plan

Oracle Sustainable Growth Fund

Year on Year Performance					
	30/09/2024 to 30/09/2025	30/09/2023 to 30/09/2024	30/09/2022 to 30/09/2023	30/09/2021 to 30/09/2022	30/09/2020 to 30/09/2021
Fund growth	7.9%	14.3%	4.6%	-	-
Benchmark	9.5%	13.8%	5.6%	-	-

Cumulative Performance to 30/09/2025					
	3 months	1 Year	3 Years	5 Years	10 Years
Fund growth	4.5%	7.9%	29.1%	-	-
Benchmark	5.5%	9.5%	31.5%	-	-

Annualised Performance to 30/09/2025			
	3 Years	5 Years	10 Years
Fund growth	8.9%	-	-
Benchmark	9.5%	-	-



Fund performance figures shown include reinvestment of any income the Fund receives and deduction of the Annual Management Charge, Fund Expenses and where applicable, Property Expense Ratio. Charges and expenses may have changed over time, which is reflected in the performance figures. The Fund performance shown does not take into consideration any additional charges that may apply to your scheme.

Benchmark performance shown in our tables and charts is for comparison purposes only and is based on Total Returns, which assumes the reinvestment of any income. The benchmark will not include any costs and charges that apply to the Fund, which could be a reason why the performance of the Fund may not exactly match the performance of the benchmark.

The fund performance figures refer to the past and past performance is not a reliable indicator of future performance. You should be aware that the value of investments may fall as well as rise and is not guaranteed. You may get back less than you invest.

FUND FACTSHEET Q3 2025

The Oracle UK Pension Plan

Oracle Sustainable Growth Fund

Important Information

This Fund has a single unit price, which means that on any given date, an investor will purchase units at the same price as an investor selling units. The Fund's unit price is determined by the unit price of the underlying fund(s) in which it invests. Our Fund or the underlying fund's unit price can be impacted by whether money is going in or out of the fund and also the trend of flows in or out. Full details on how our unit linked Funds are valued and priced can be found in the document titled 'Unit Linked Principles & Practices' which is available on <https://www.phoenixwealth.co.uk/Literature/Funds/>

Risk of Investment

- Exchange Rates: Many underlying funds invest in shares or other assets which are in a different currency from this Fund. Where there are currency differences, prices may rise and fall purely as a result of changes in exchange rates.
- Counterparty: In the event of the failure by a counterparty of the underlying fund (i.e. other firms that the underlying fund manager is contracted with), the impact of this failure will be reflected in the value of the assets and also within our Fund.

Some funds are exposed to additional special risk factors linked to the type of investment strategy they pursue. This section indicates which risks are applicable to this particular fund. Please read the 'Guide to your scheme fund factsheet' for a detailed description of these risks:

- Emerging Markets
- Liquidity Risk
- Reinsurance

Data Source

The source of data in our factsheets is FE fundinfo, a specialist investment data provider.

Although Phoenix CIS takes every care to ensure that the data provided by or to external sources about their own funds is accurate, occasionally discrepancies may occur, for example, due to pricing delays. In all cases Phoenix CIS will endeavour to ensure that these discrepancies are corrected. Phoenix CIS accepts no liability for loss due to such discrepancies, for example where the investor has relied on the information contained in the factsheet to help them make investment decisions.

Additional Notes

Benchmark constituents: 100% ABI Mixed Investment 40-85% Shares Sector (Middy VP)